

VOL VIII

SEBA

CABINET

INSECTES

PAPILLONS

SPHINX

PHALÈNES

1051

5

SCD LYON 1

SCD LYON 1

105115

1788

1789

1790

1791

1792



100

SEBA Cabinet. Tome IV

Insectes. Tome I

INSECTES. Papillons.



Papilio Io. Fab.



SEBA T. IV. Pl. I - 1.

Papil. polychlorus. Fab.



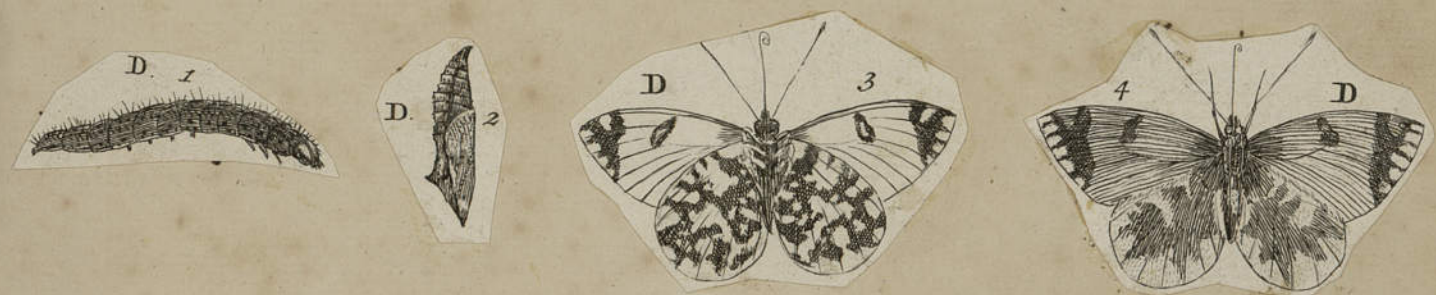
Papilio Atalanta. Fab. LE VULCAIN. Geoff.




SEBA Tom. IV Pl. 1. - 2.



SEBA Tom. IV Pl. 2 - 1.



SEBA T. IV. Pl. 5.








voyez le no 1. fin de la page suiv^{te}






SEBA. T. 4. Pl. 5. - 2.





voyez le nos. page
précédente.



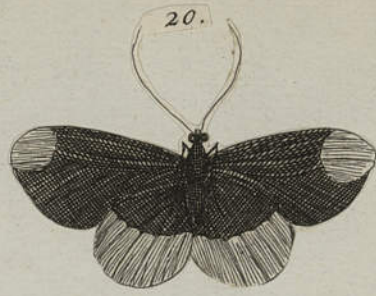


SEBA T. IV. Pl. VI. — 2.






SEBA. Tom. IV Pl. VI - 5



SEBA. Tom. 4 Pl. VII — 1




Faint, illegible text at the top of the page, possibly a header or title.




SEBA. Tom. 4. Pl. VIII. - 2.







de Surinam.



Amerique.





*Du cap. de
Bonne-espérance.*



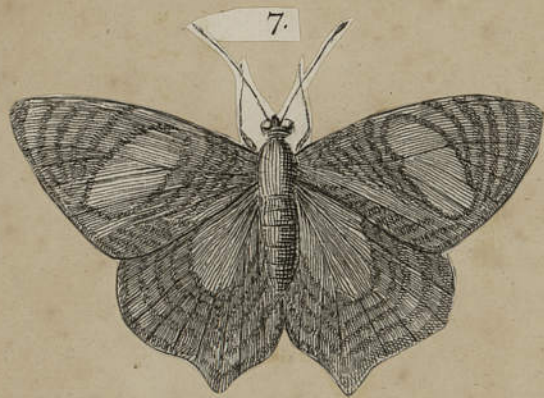

d'Amérique.




des Indes orientales.





*Seba croit ces Malines
étrangères mais je le crois
d'Europe*





SEBA. Tom. N. N. X. --- 2.





Papillons de divers pays.

SEBA. Tom. IV. N. XI — 1.



de la Guinée et des Indes occidentales.





SEBA Tom. IV - Pl. XI - 3



SEBA Tom. IV Pl. XI --- 1







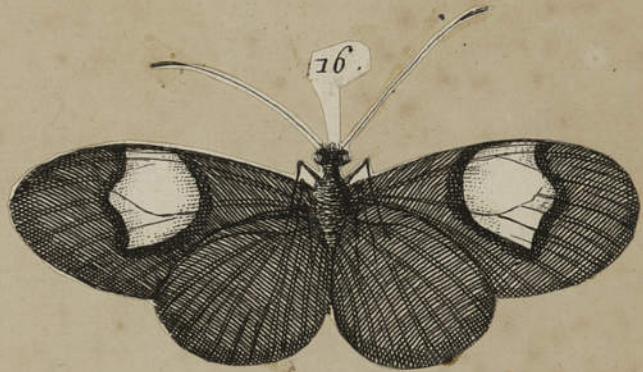
SEBA. Tom. IV. Pl. XII — 3.





Papillons des Antilles.

SEBA T IV Pl. XII. — 1









Papillons des Isles Philippines et de la Chine.





SEBA. T. IV. Pl. XIV — 5.




Papillons d'Amérique.

SEBA. Tom. IV Pl. XV — 1.





SEBA. Tom. IV. Pl. XVI. -1



Le fait pas
le fait de même
de fait.



Caput elegantissimum
subrot.
Ala anteriores,
superne dilute fusco
luteo que colore tinctae, maculis
longis, cuspidatis, profunde fuscis
variant. Ala posteriores. ex gilvo
dilute fuscae, maculis variis nigres.
cunctibus - Pectus atque antea, maculis
quatuor rotundis sanguinei coloris
SEBA. pl.

d'Amboine.

N^o 1.



12.



13.



14.



4.



5.



10.



11.



8.



9.

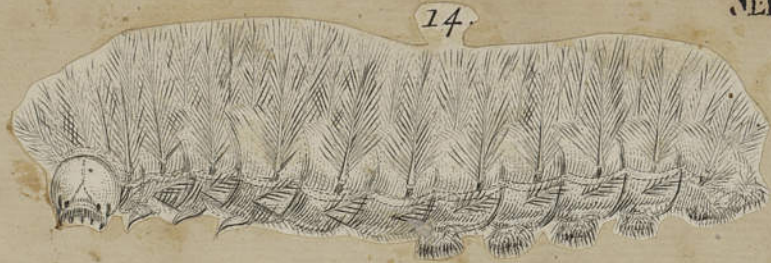


SEBA Tom. IV. Pl. XVII - 3



SEBA. Tom. IV. Pl. XVIII. - - 1.





N. 1.



2.



3.



4.



5.



6.



7.



8.



9.



10.

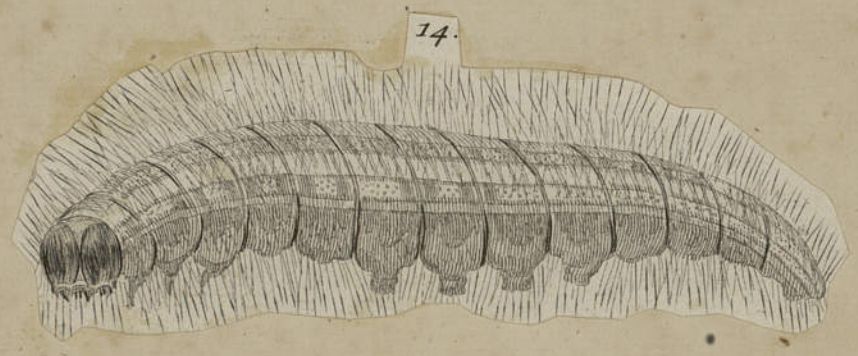
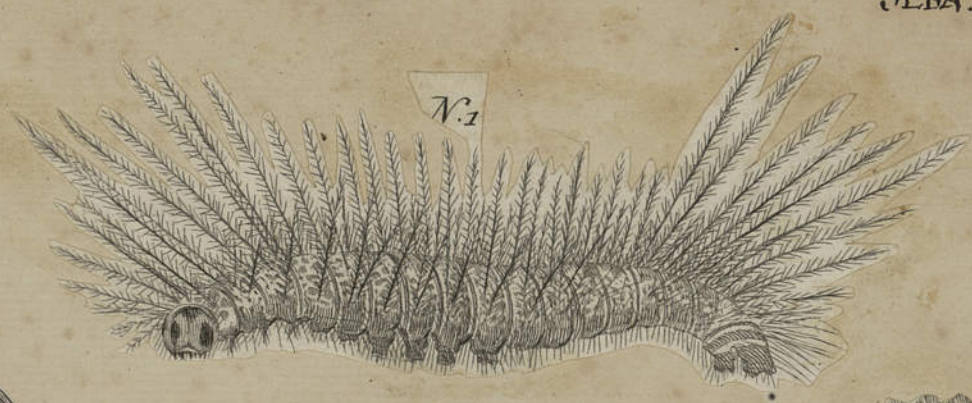


SEBA Tom. IV. Pl. XIX — 2.



SEBA Tom. IV. Pl. XX — 1.





SEDA. Tom. IV. Pl. XX. 13

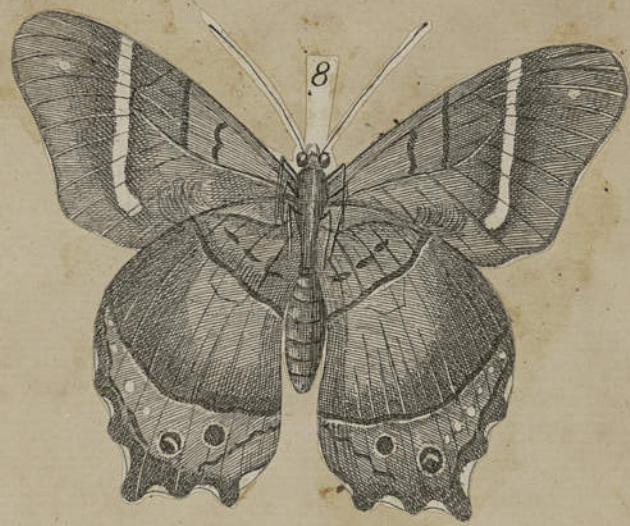


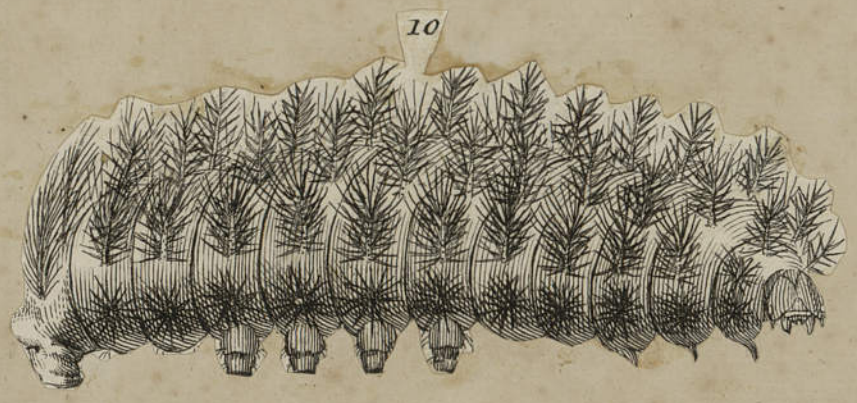
SEDA Tom 4. Pl. 21 — 1.






14






les figures 13. 14. 15. sont des Phal. reportés à cette division.




Les nos 4, 5, 6, 11, 23 sont des Malenus voy. cette division.




SEBA. Tom. IV. Pl. 23. - 2.




SEBA. Tom. IV. Pl. 24. - 1.













Le n^o. de la pl. 25 est une libellule et les nos 7. 8. 9. De la même planche
sont des Phalènes. voy. ces autres page





voyez avec les Phalènes les nos 7. 8. et 9. page et les Libellules pour le no. 1. page



N. 1



2.



3.



4.



5.



7.



6.



8.



9.



11.



10.



12.



Les nos 13. 14. et 15. appartiennent aux Malènes, voyez page







SEBA. T. I. N. I.















N. 1.

SEBA. Tom. IV. Pl. XXIX. — 1.












Voyez les nos 21 a 24. au commencement de la page




SEBA T. IV. N. XXX. 2-




SEBA Tom. IV. N. XXXI. - 1 -









Papillons d'Europe.

Le Morio. Geoff.
Pap. Antiopa. Fab.

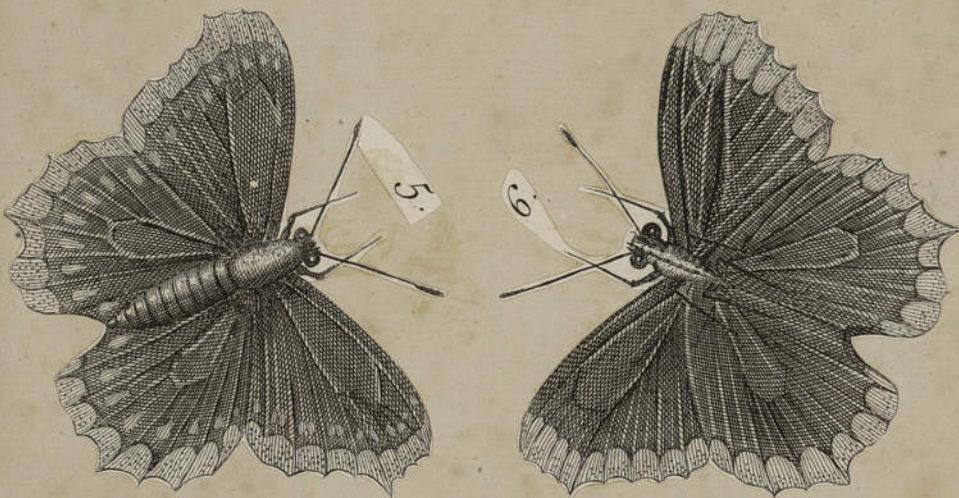


SEBA. T. IV. Pl. 32 —

Pap. Io. fab.
Le Paon de jour.
Geoff.



variété du Morio



Le Papillon à queue du Fenouil
Papilio — 7. Machaon. Fab.




Le Flambe. Geoff.
Papilio solidarius. Fab.





Papillons a queue.







SEBA Tom. 3. Pl. XXXIII. f. 2



SEBA Tom. IV Pl. XXXIV — 1.










Vertical text or markings on the left side of the page, possibly bleed-through from the reverse side.


Vertical text or markings on the left side of the page, possibly bleed-through from the reverse side.







7




SEBA Tom. IV. N. XXXVI. - 2



SEBA Tom. IV. N. XXXVII. - 1 -







SEBA. Tom. IV. Pl. XXXVII. - 3.




SEBA. Tom. IV. Pl. XXXVIII. - 1





SEBA T. IV // XXXVIII - 2.

12.



13.



14.



19.



20.




8.



9.







1872
MUSEUM
L. S. LYON



SEBA T. IV. PL. XXXVIII. 3





N. 1





SEBA Tom. IV Pl. XXXIX - 2.

12.



13



14



Je crois que c'est un Sphinx.

SEBA Tom. IV Pl. XL - 1.

Nº 1



2



3



4



5



6



7



8






SEDA Tom. IV. Pl. XL — 2.



SEDA T. IV. Pl. XLI, — 1









SEBA T. IV. Pl. XLII. n. 1-5.








Les nos 78, 19. et 20 sont des Phal. roy cette division.




n°19 et 20 voy. les Phal.









17



18



19



20



21.



22.



23.



24.







SEBA Tom. 4. Pl. XLIII — 4.



SEBA Tom. 4. Pl. XLIV — 1.





SEEA. T. IV. Pl. XLIV. — 2.



21




22




23











SEBA. Tom. IV. Pl. XLIV




SEBA. Tom. IV. Pl. XLV — 1.






















84

SEBA T. IV. P. XLV.




SEBA Tom. IV. P. XLVI.






SEBA T. IV. P. XLVI






100









SEBA Tom IV. Pl. XLVI.

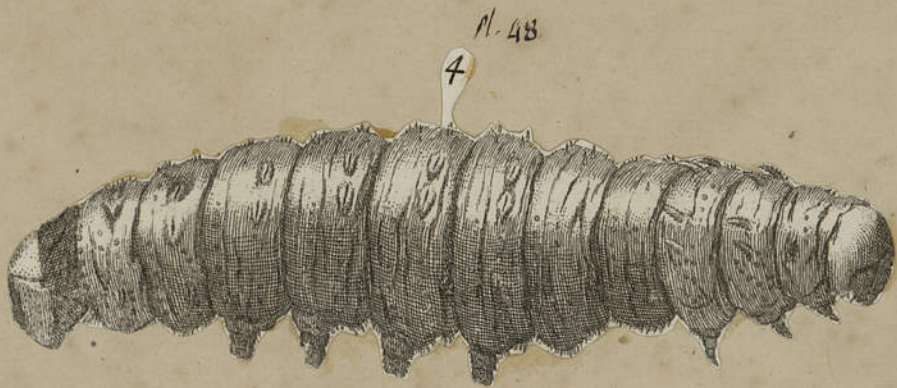



SEBA Tom. IV. Pl. 54. & 59.

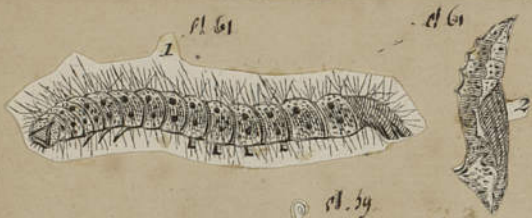


alcat









SEBA Pl. 61. Tom. 4. et Pl. 59









Le grand Paon a queue de fenouil. { SEBA. T. IV Pl. 59.
Papilio Machaon. Fab.



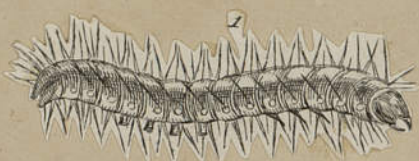
1




SEBA T. IV. P. XLVII




SEBA T. IV. P. 61.



SPHINX.



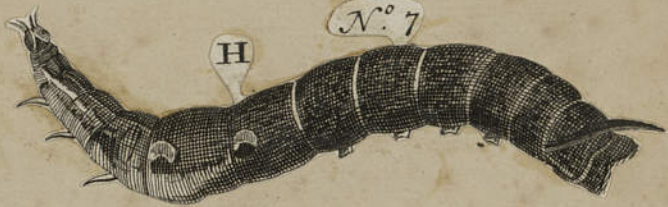
SEBA T. LX. Tom. IV.





SEBA Tom. IV Pl. LX



SEBA T. IV Pl. LIII.











Le Moro Sphinx.







SEBA T. IV. PL. LV



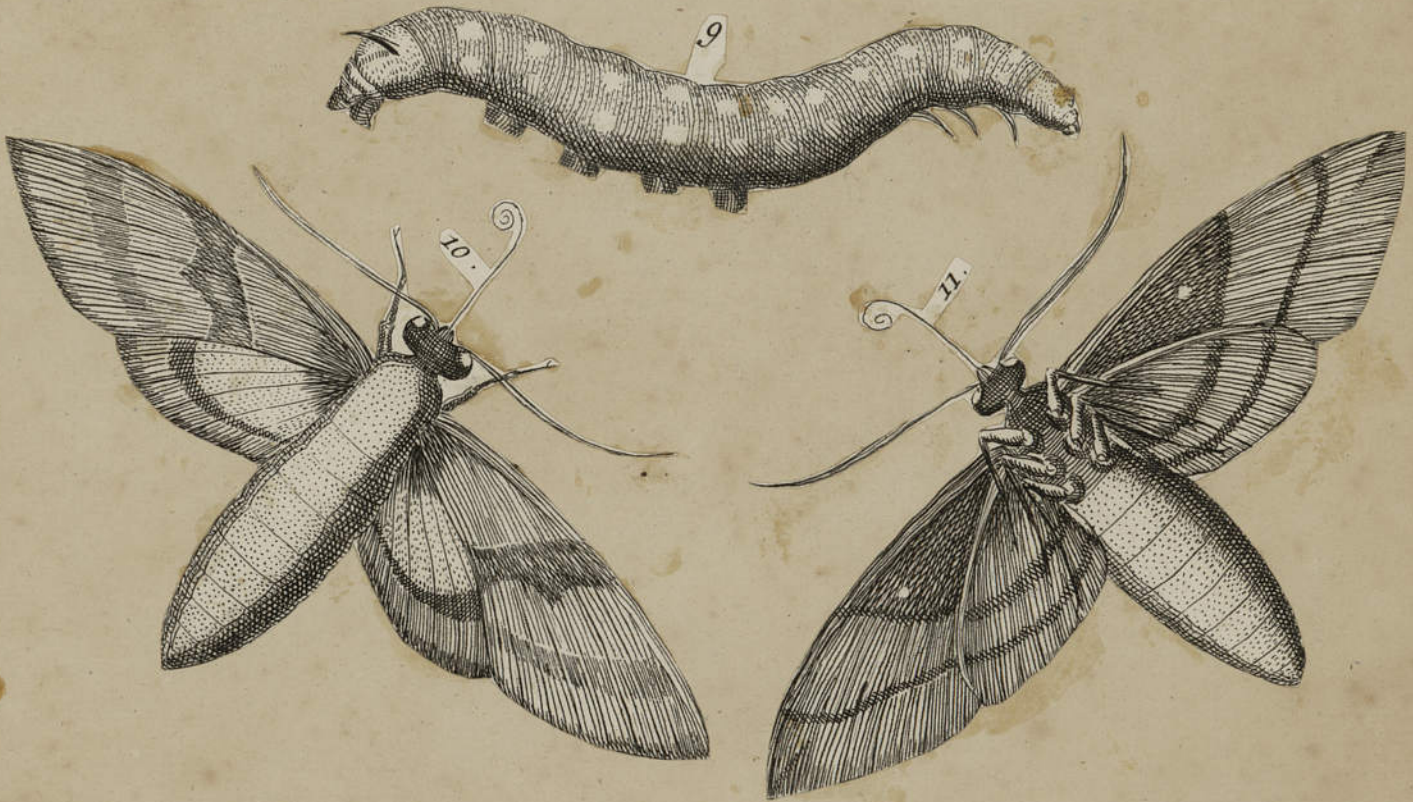
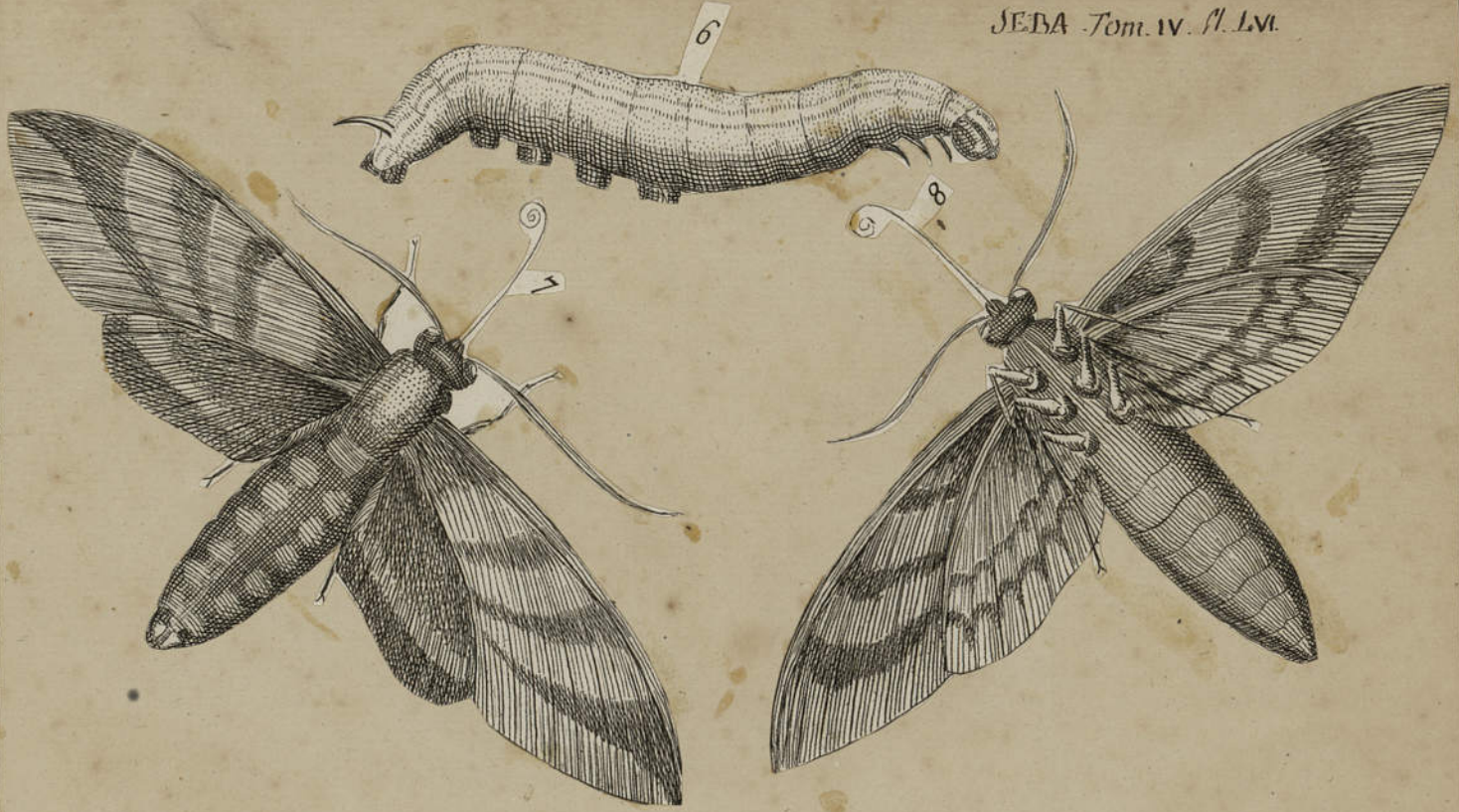
SEBA T. IV. PL. LVI






SPHINX.

SEBA Tom. IV. Pl. LVI.




SEBA Tom. IV. Tab. LXXXVII.









SEBA T. IV. Pl. LVI.

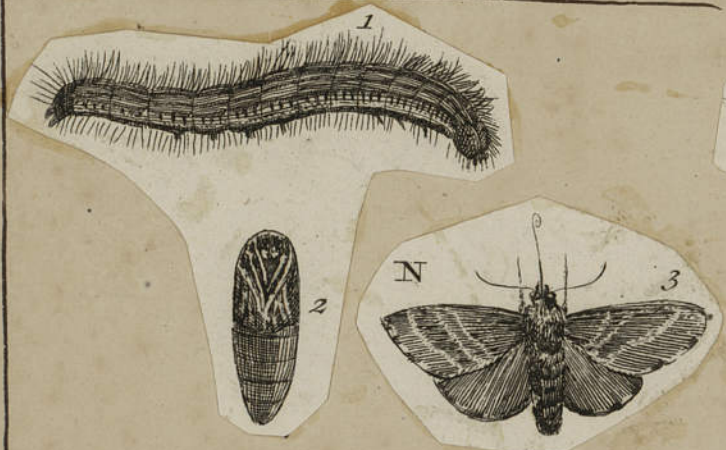


SEBA - Tom. LVII.




PHALÈNES.

SEBA T. IV Tab. LVIII.



idem. tab. LX. est la même Phalène que celle représentée, Planc. he LIII. 55. S.T.V. Page





SEBA. T-IV Pl. LIII



Phalène du Roseau.



Idem. Pl. L.




Idem. Pl. L.



Idem. pl. LXIII






VERS A SOYE.

SEBA Tom. IV Pl. L.



Vers a soye d'Espagne.


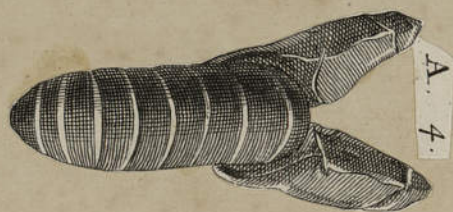
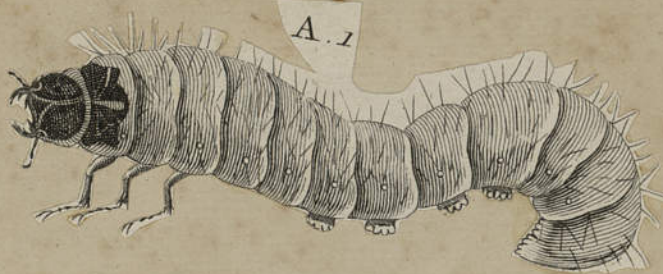
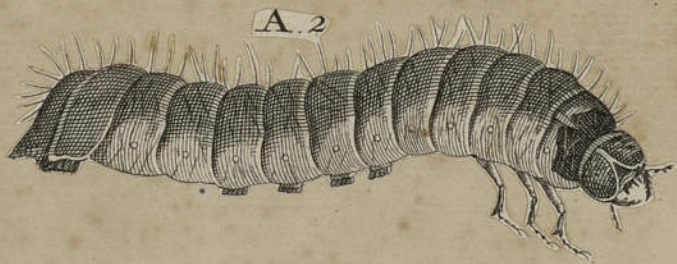


Vers a soye d'Italie.

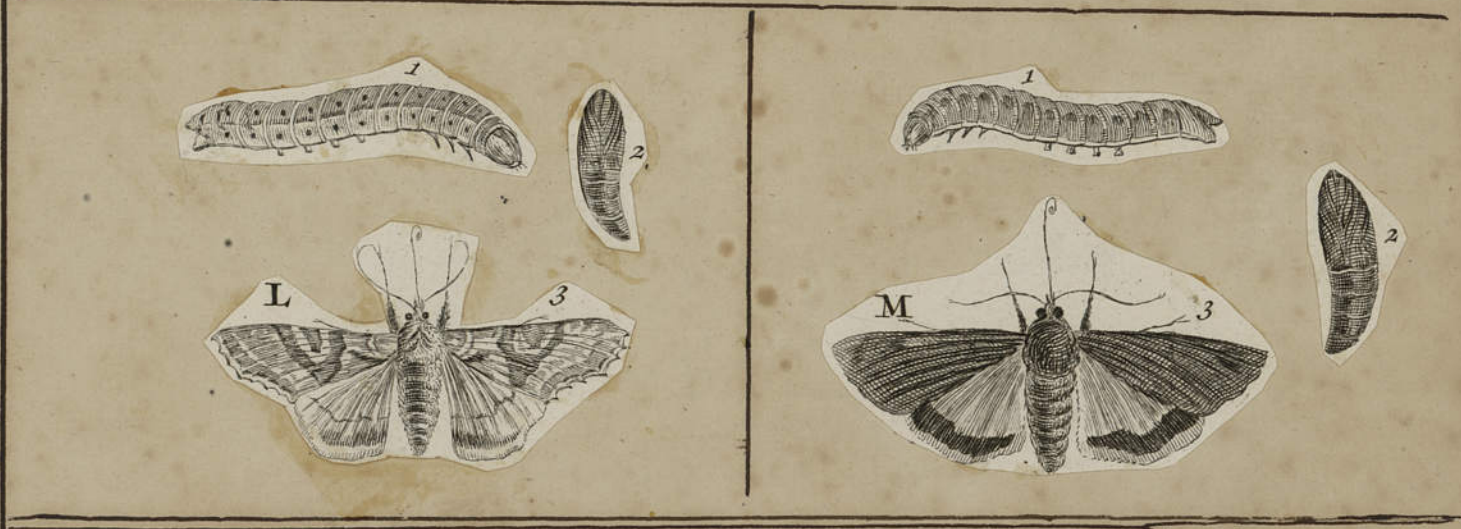
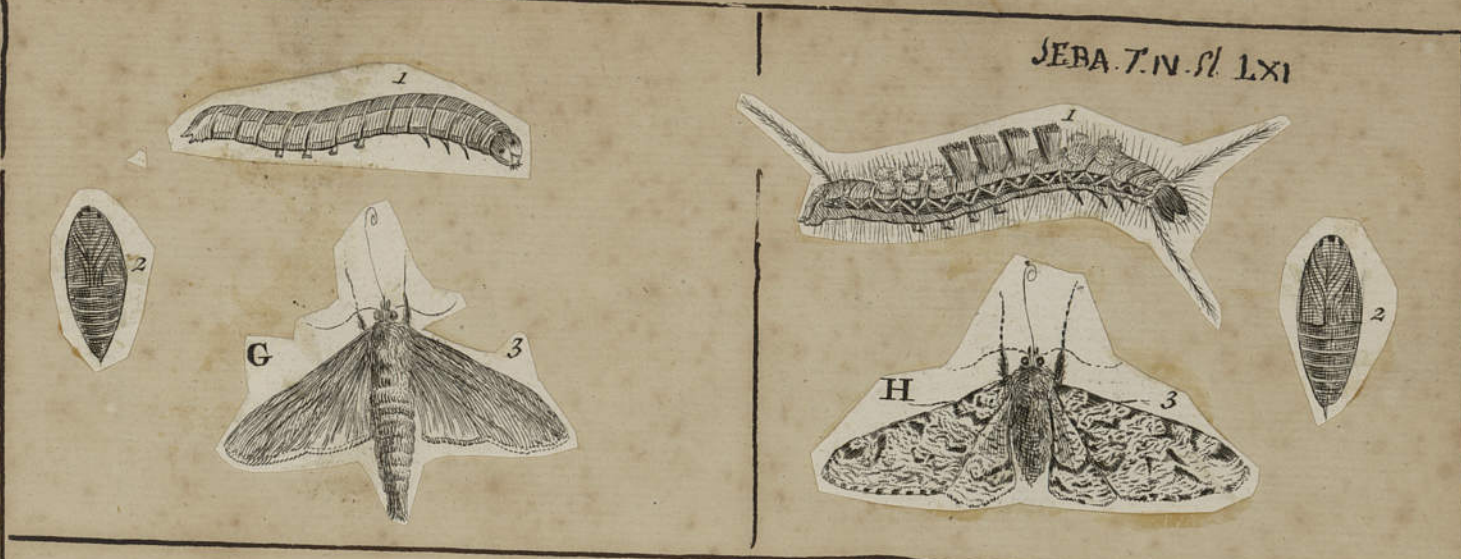


Echeveau de soye devide.





SEBA. T. IV. Pl. LXI



idem Pl. LXIII



12/10


SEBA. T. IV Pl. LXII.



SEBA. T. IV Pl. LXI.


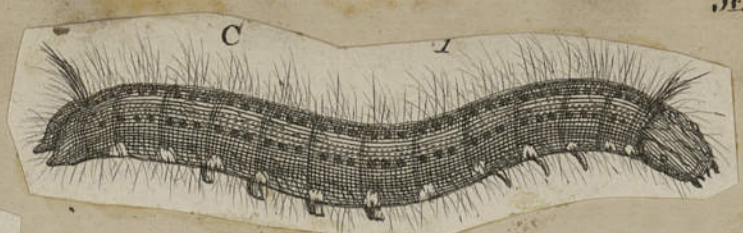
Faint, illegible text and a table structure are visible on the page. The table has several rows and columns, but the content is too faded to transcribe accurately.

SEBA T. IV P. LXIV


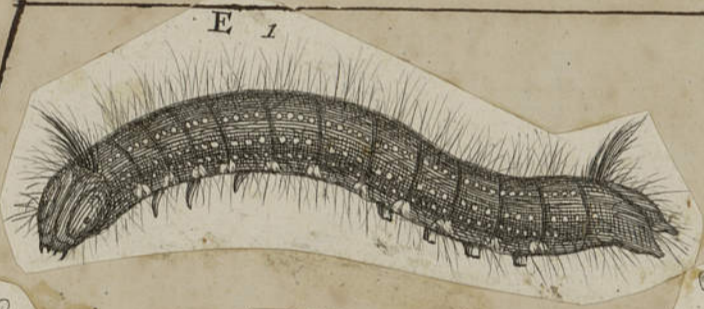


SEBA Tab. LXI.






Mouche sortie de la chrysalide
cy-dessus. une autre mouche femelle
y aura depose un œuf lequel étant
éclos. un ver se fera nourri et trans-
formé en Mouche



SEBA. T. IV pl. LI



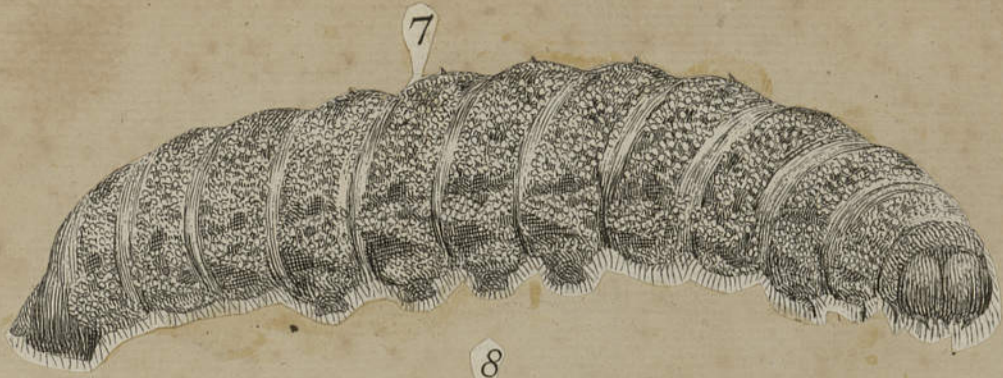
SEBA. T. IV pl. LI



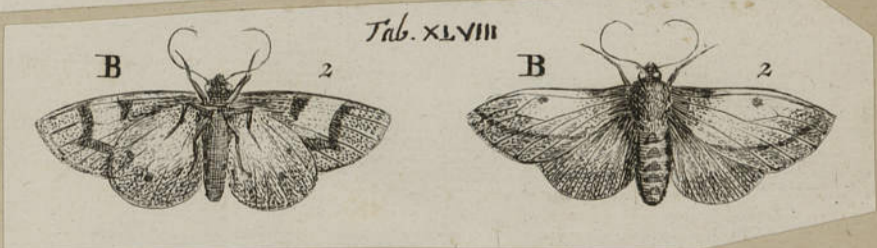
SEPA. 7. IV. LI



SEBA. T. IV. Pl. LVII



Voyez Pl. 39. nos 12. 13. et 14.



12 tab XLVIII.








SEBA T. IV Pl. 39.




SEBA T. IV. Pl. LX.










N^o. 1



2



3



4



5



SEBA T. 4. Pl. 26. pag. 27.

13



14



15



SEBA. Tom. IV Pl. XXIII.

4




5

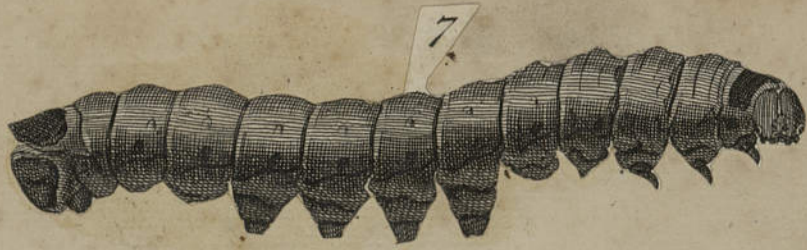


6





SEBA T. IV. Pl. XXV



SEBA T. IV. Pl. XLII.



SEBA. Pl XLVII

Phalène du Missipi.

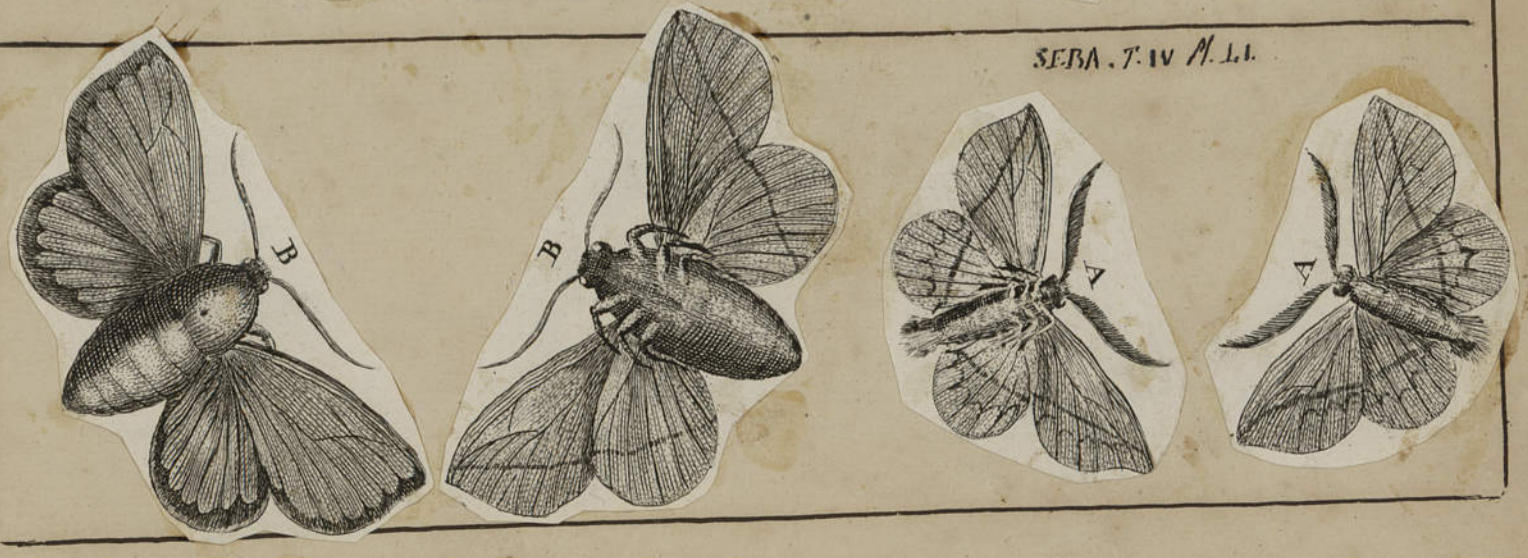


Voyez une variété pl. XVI.

SEBA. T. IV Pl. XLVIII.



SEBA. T. IV Pl. LI.



Noctua *antachus* Fab.
Anny Tom. 2. tab. 7. fig. 1 et tab. 8. fig. 1
Daubent. nist. tab. 17. fig. 1. 2.

SEBA Tom. IV. Pl. XLVII



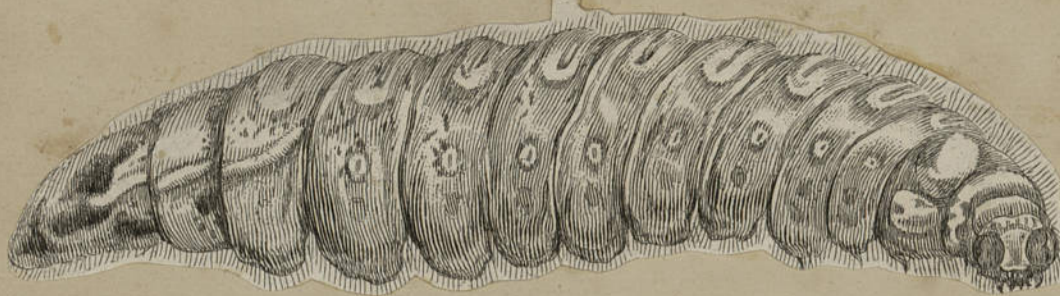
Seba Tom. IV.
7. 8. Pl. XLII.

nos 3. et 4
Seba 7. IV Pl. XLVI.



SEBA T. IV. tab. LXII.

4



5



6



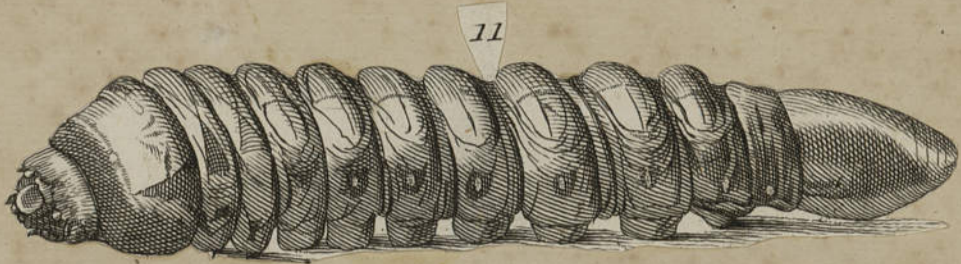
idem. tab. 57.

11



10

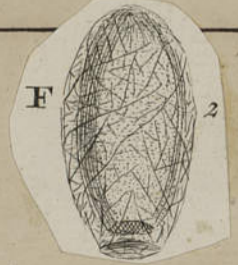




Tab XLVIII




Tab XLVIII




Tab 48



Ichneumon sorti de la larve ou de la chrysalide.



7. 48.




SEBA. T. IV. Pl. LVII.



*Le transparent ou le miroir.
De la chine.*

SEBA. Tab. XVIII.



T. 18.

Tab XLVIII.



SEBA. T. IV. N. LXXII

N^o 1



*Le transparent ou le miroir
de la chine.*

11 1000 00

SEBA T.1. Tab. XI



SEBA T.1. Tab. XI.



SEBA T.1. tab. X



SEBA T.1. Tab. XIV.

Fig. 5.



Papillons des Cap de N. Esp. qui se nourrissent de fleur de Leonurus. SEBA Tom. 1. tab. XIV.

Fig. 5



SEBA T.2. tab. 13. n° 6



chenille trouvée dans le ventre d'un serpent d'Afrique.

SEBA Tom. 2. tab. 65 n° 4.

Merian Surinam. tab. 48. au bas. (une Abeille. cette bonne demitelle, dit que cette chenille est devenue.)



SEBA Tom. 2. tab. 25 n° 4.

Larve, trouvée dans du bois vermoulu.



chenille d'Amboine, trouvée dans un serpent.

SEBA Tom. 2. tab. 32 n° 4.

chenille velue de Ceylan.



SEBA Tom. 2. tab. 19. n° 4.

chenille d'Afrique, à poil long et piquant.



SEBA T.1. Tab. 69. fig. 8



Fourmi d'Amérique qui vole.

SEBA T.1. Tab. 53. fig. 10

Sauterelle d'Amérique elle a sur la tête une espèce de capuchon.



SEBA T.1. tab. 69 fig





Handwritten text, possibly a signature or name, in a cursive script, appearing faint and mirrored.

Blank page with faint, illegible markings.

